



Rental Condition & Delivery Report for Skid-Steer Loaders



--

CUSTOMER			DATE		P.O. #			
ADDRESS				PHONE		REQUESTED PICK UP DATE		
MODEL #		SERIAL #		UNIT #		HOURMETER READING		
						OUT		IN

Mark Appropriate Box

OUT	IN	CONDITION REPORT	OUT	IN	CONDITION REPORT	
		OPERATIONAL CHECKS (Steering/Hydraulic, etc.)			CAB/CAB MOUNTING HARDWARE	
		BUCKET AND/OR TEETH			TIRES/PRESSURE/RIMS	
		BOB-TACH FUNCTIONAL			REAR DOOR (Or Engine Cover)	
		SEAT BELT LATCHES PROPERLY			AXLE AND/OR LEAKS	
		SEAT AND/OR CUSHION/ARM REST			TILT AND LIFT CYLINDERS	
		SAFETY DECALS/OPERATOR'S HANDBOOK			RADIATOR CLEAR/COOLANT LEVEL	
		SEAT BAR/SEAT BAR CONTROL INTERLOCKS FUNCTIONAL			HYDRAULIC PUMP AND/OR FILTER	
					HYDRAULIC HOSES AND TUBELINES	
		BOBCAT INTERLOCK CONTROL SYSTEM (BICS™) FUNCTIONS			BACK-UP ALARM	
					AIR FILTER/HOSE	
		PARKING BRAKE FUNCTIONAL			TRAILER/TIE DOWNS/HITCH/LIGHTS	
		SAFETY TREAD(S)			ATTACHMENTS	
		OIL LEVELS (Hyd., Engine Oil)			APPROVED LIFT ARM SUPPORT DEVICE	
		FUEL LEVEL			BELTS-CONDITION AND TENSION	
		LIGHTS: OPERATOR			OTHER:	
		LIGHTS: WARNING				
		BATTERY/ELECTRICAL SYSTEM/CHARGING				
			CHECKED BY		OUT x _____	IN x _____

COMMENTS OUT: _____

COMMENTS IN: _____

INSTRUCTIONS FOR THE RENTER

Read and understand the following instructions and information below for this machine.

1. ____ I understand the machine operation and I am aware of the availability of additional training materials and videos.
2. ____ **TO LEAVE THE LOADER:**
 1. Lower the lift arms and put attachment flat on the ground.
 2. STOP the engine.
 3. Engage parking brake.
 4. Raise seat bar. Move hydraulic controls until both lock.
3. ____ **NEVER** go under or reach under lift arms unless supported by an approved lift arm support device. Operate **ONLY** from the operator seat. Keep feet on pedals or foot rests.
4. ____ Use seat belt and seat bar. Seat bar control interlocks require operator to lower seat bar.
5. ____ Machine is equipped with the Bobcat Interlock control System or BICS™.

6. ____ The machine has safety signs (decals) and Operator's Handbook for operation and maintenance. Owner's and Safety Manuals are available.
7. ____ This machine has a Rated Operating Capacity (ROC) for carrying loads.
8. ____ Different bucket types and sizes for different materials are available.
9. ____ Keep heavy end of loader uphill when operating on slopes and **CARRY LOAD LOW**.
10. ____ Rear window can be used as an emergency exit.
11. ____ I understand how to use and how to attach and remove the attachment.
12. ____ A Special Applications Kit is available to restrict material from entering cab openings if job use requires this.
13. ____ Single point lift kit, fire extinguisher kit, etc. and other options are available for job use.
14. ____ I understand the maintenance procedures for this machine including the recommended fueling procedure.



I understand the operation and maintenance of this machine

X _____
Customer Signature **Date**



CONDITION OUT REPORT

Note any damage to equipment by highlighting the area of the machine and describe the specific damage under comments. Have customer sign in comments section below acknowledging area damaged.





Comments: _____



CONDITION IN REPORT

Note any damage to equipment by highlighting the area of the machine and describe the specific damage under comments. Have customer sign in comments section below acknowledging area damaged.



Comments: _____
